

Your IAS Portfolio(s)



This presentation is available on the IAS web page. Look under "IAS Degree Portfolio."

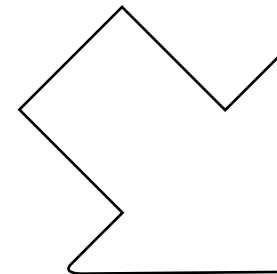
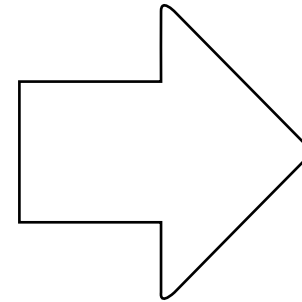
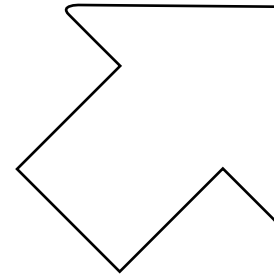
Some Basic Terms...

An "artifact" is *anything* you can store.

An "archive" is a collection of *all* your artifacts.



A "portfolio" contains a limited number of artifacts drawn from your archive.



A portfolio is...

- *A meaningful selection* of your artifacts.
- Thoughtfully organized to *provide evidence* of your achievements and abilities.
- Introduced by an essay that *frames the significance* of those artifacts.

A portfolio has an audience...

- Your professor or academic program
- Potential employers
- Potential graduate or professional school admissions committees
- Your friends, family, and you



Artifacts to include in your archive...

- Course papers and projects, exams, presentation materials
- Course syllabi and assignments
- Videotapes of performances or presentations
- Photographs of posters or art pieces
- Written comments by instructors or peers on presentations, performances, or group work



Your archive could also include...

- Recommendation letters
- Awards and award letters
- Web pages you contributed to
- Material from your work life
- Material from work with community or volunteer organizations



How to build your archive...

- *Save everything.* Even less-than-satisfactory assignments can be evidence of your progress. Get commented versions of papers back whenever possible.
- Look for ways to record performances, presentations, and collaborative work - activities that don't produce easily-saved documents.
- When you can, save in an electronic format. Scan things that you have only paper copies of. Take photos.
- Use UW Google sites to keep your stuff in one place -- it's easy to lose documents that are on thumb drives or different computers.

How to make a portfolio - first steps...

1. Review the artifacts in your archive. What do they show?

2. Think about who your audience is.

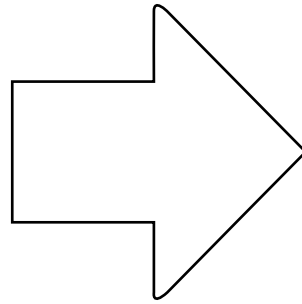
3. Decide what evidence-based claims about your own abilities you want to make.

Remember: You're not just giving people a lot of stuff. You're giving them a story. Sometimes less is more. Almost always, in fact.



How to make a portfolio: further steps...

4. *Select* artifacts that you can use to provide evidence for your story about your abilities.



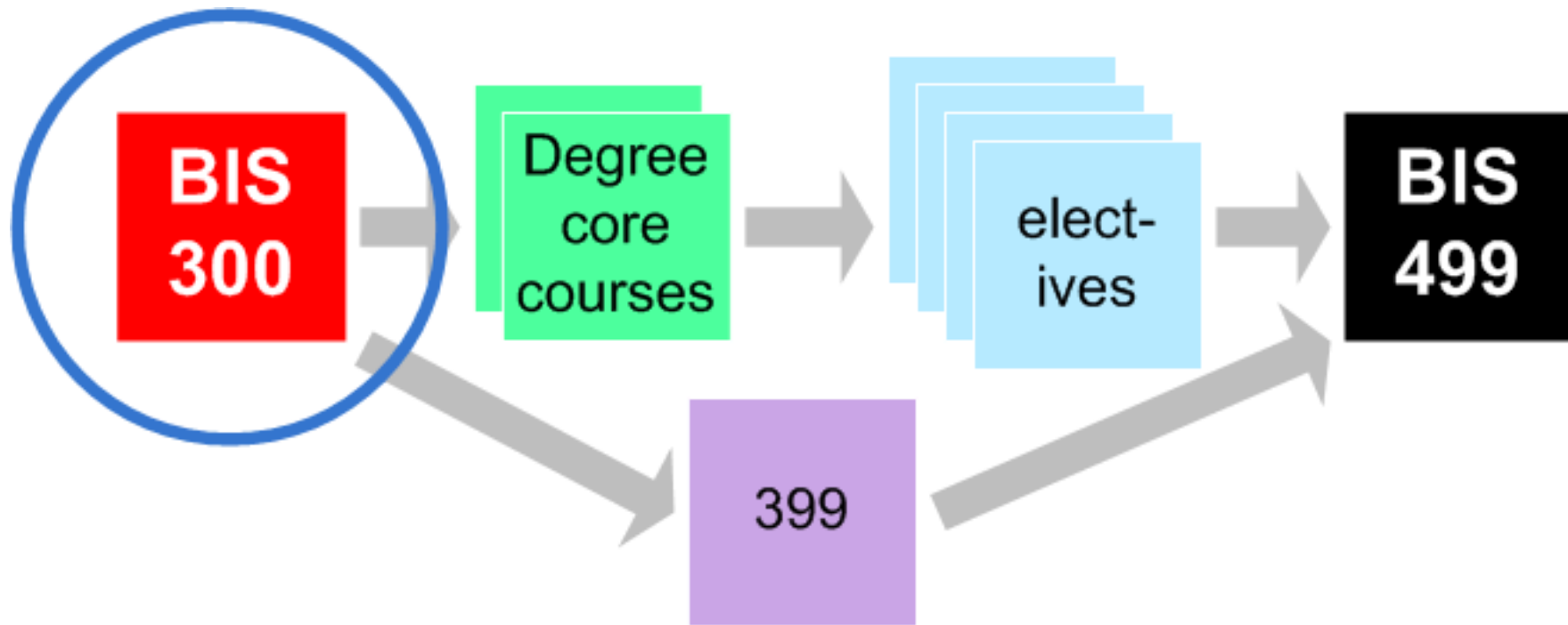
5. Organize those artifacts in persuasive ways.

6. Write an introductory essay in which you state your claims, refer to the artifacts as evidence, and explain why and how those artifacts support your claims.

Making a good portfolio takes practice...

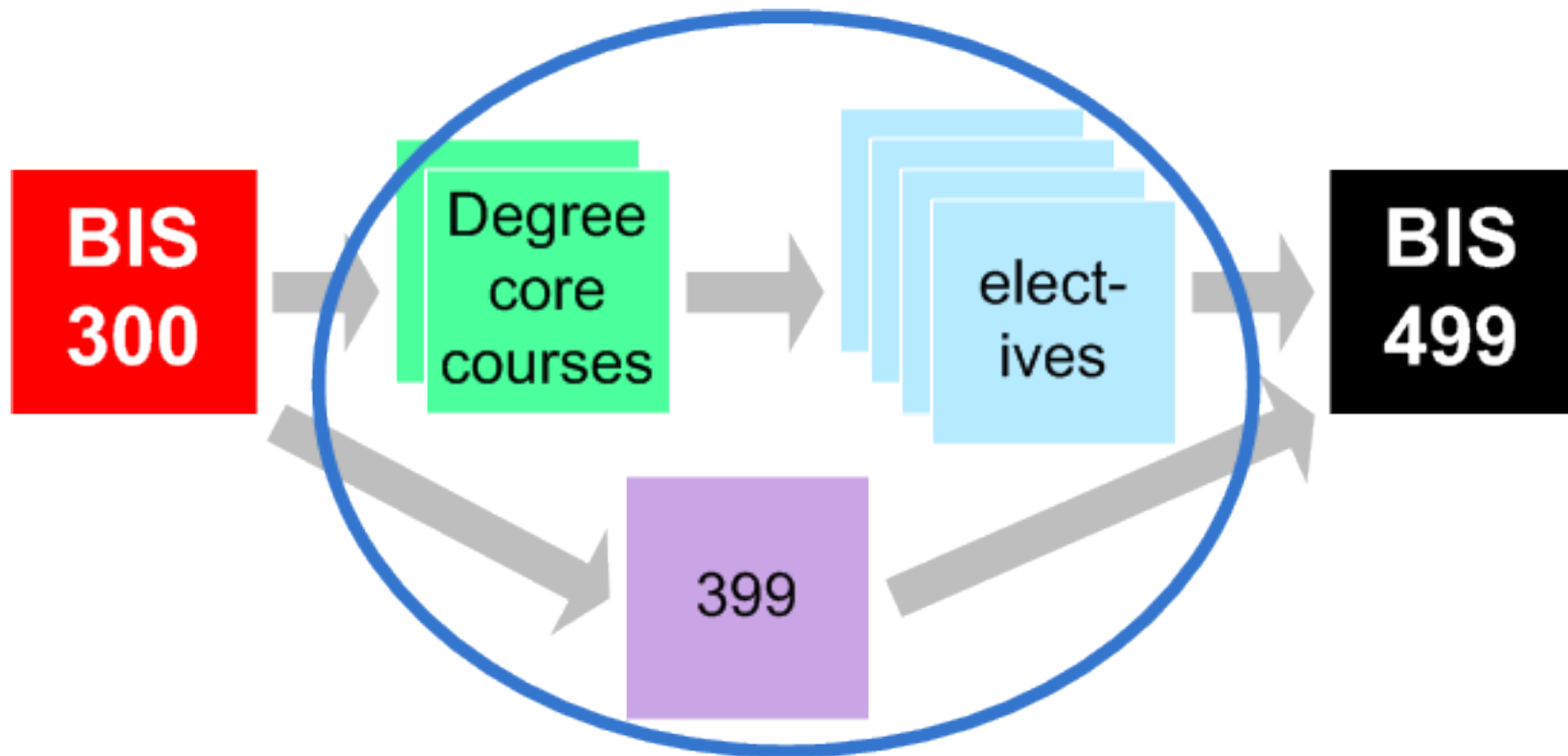
Learning to make portfolios in IAS...

1. In BIS 300, you make a course portfolio and start using UW Google sites, where you can store your archive.



Learning to make portfolios in IAS...

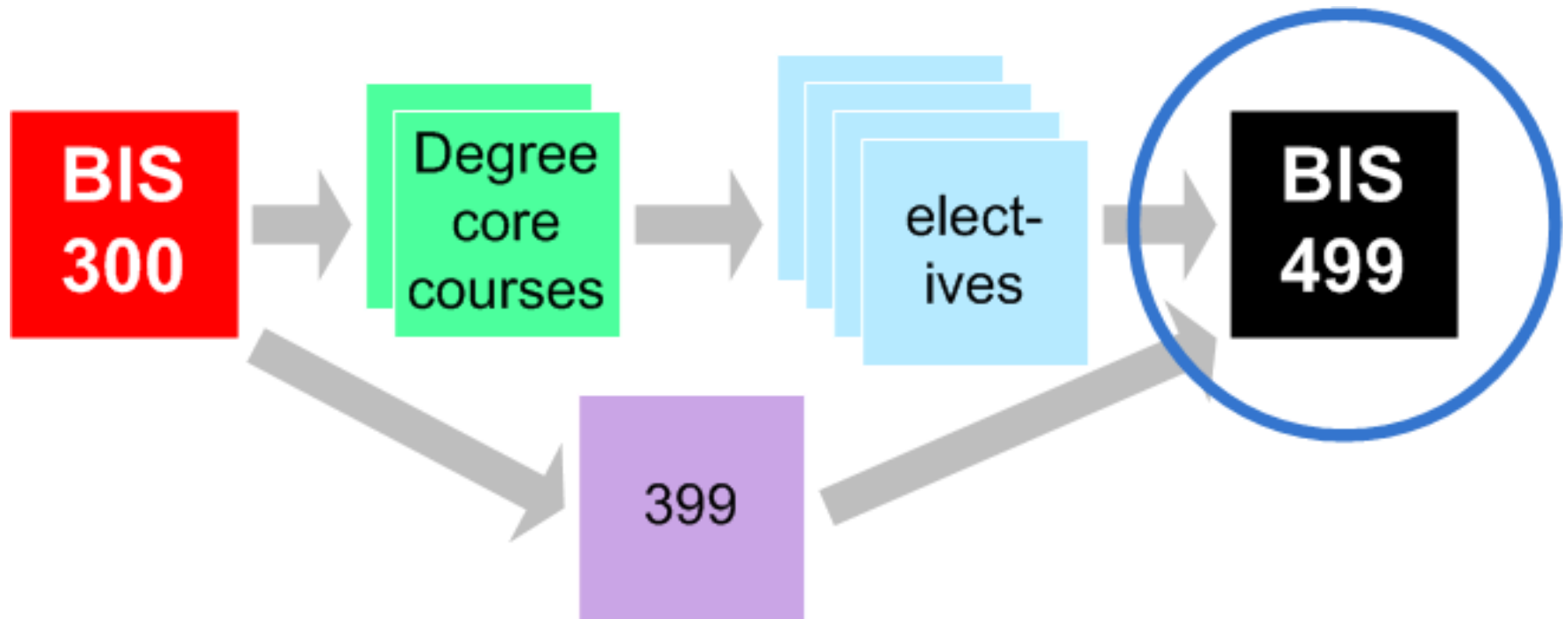
2. Build your archive as you take other courses. Consider artifacts from extra-curricular activities.



3. You can take BIS 399, a two-credit course in portfolio reflection, as many as three times.

Learning to make portfolios in IAS...

4. You will finish in BIS 499, the Portfolio Capstone course, with practice making professional portfolios for jobs or graduate and professional school applications.



The portfolio in IAS: our goals...

IAS has four overarching learning objectives:

- Critical thinking
- Writing and presentation
- Interdisciplinary research
- Shared leadership and collaboration



You can read the IAS faculty's definitions of these objectives [here](#).

The portfolio in IAS: our goals -- and yours...

- We hope the IAS learning objectives are consistent with your aspirations! But we also want you to modify our definitions in ways that are meaningful for you.



- Try this exercise: write through one or more of the faculty definitions, translating our language into yours.

Guiding your own learning in relation to your goals...



- Use the portfolio process to consolidate your learning across different courses.
- Use it to link your learning in the courses to your experiences outside the curriculum.
- Make corrections and adjustments along the way. What have I learned so far? Where should I go next?
- The IAS Quarterly Student Self-Assessment can help you direct your own learning.

Resources

- The IAS [Quarterly Student Self-Assessment form](#)
- Sample IAS Student Capstone Portfolios [on e-reserve](#)
- The [UWB Writing Center](#)
- The [UWB Career Center](#)
- [UW Google Sites](#)
- How to create an [ePortfolio](#)

